


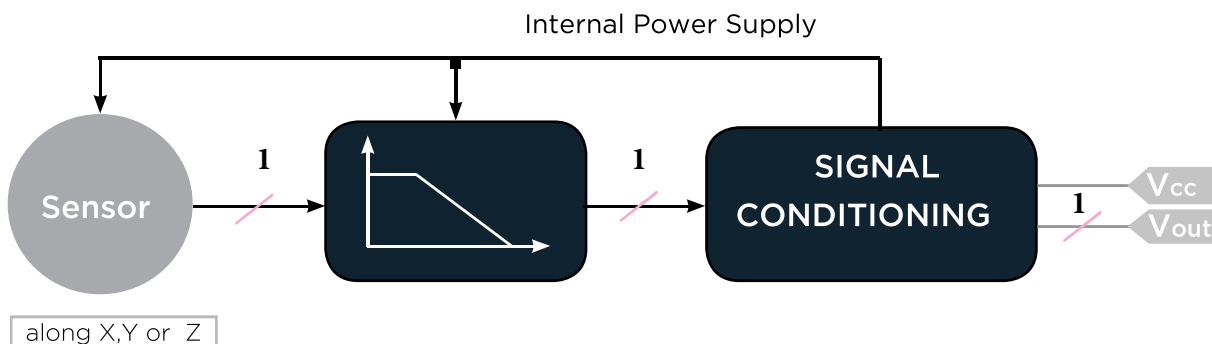
INDUSTRIAL ACCELEROMETER (0...3V)



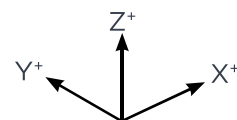
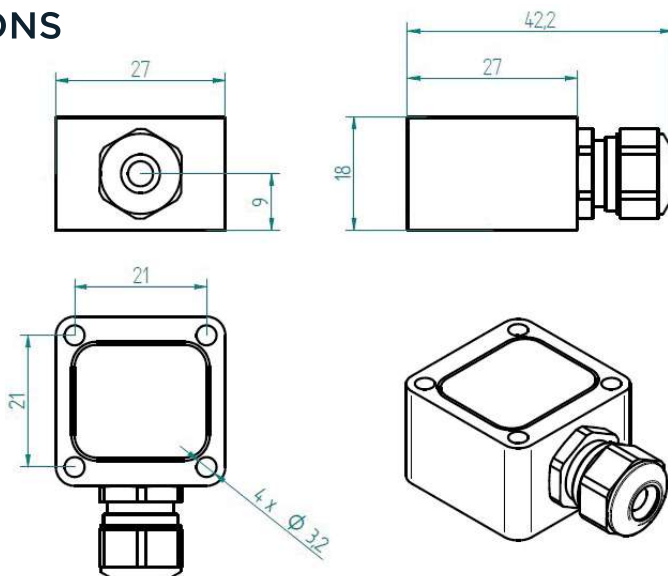
PROPERTIES

- 1 axis
- Suited for direct connection to standard control and measurement equipment, e.g. PLCs or panel meters
- Embedded 0...3V signal conditioning
- Galvanically Isolated
- Protected against false polarization
- Compact and rugged design
- Protection grade IP67

BLOCK DIAGRAM



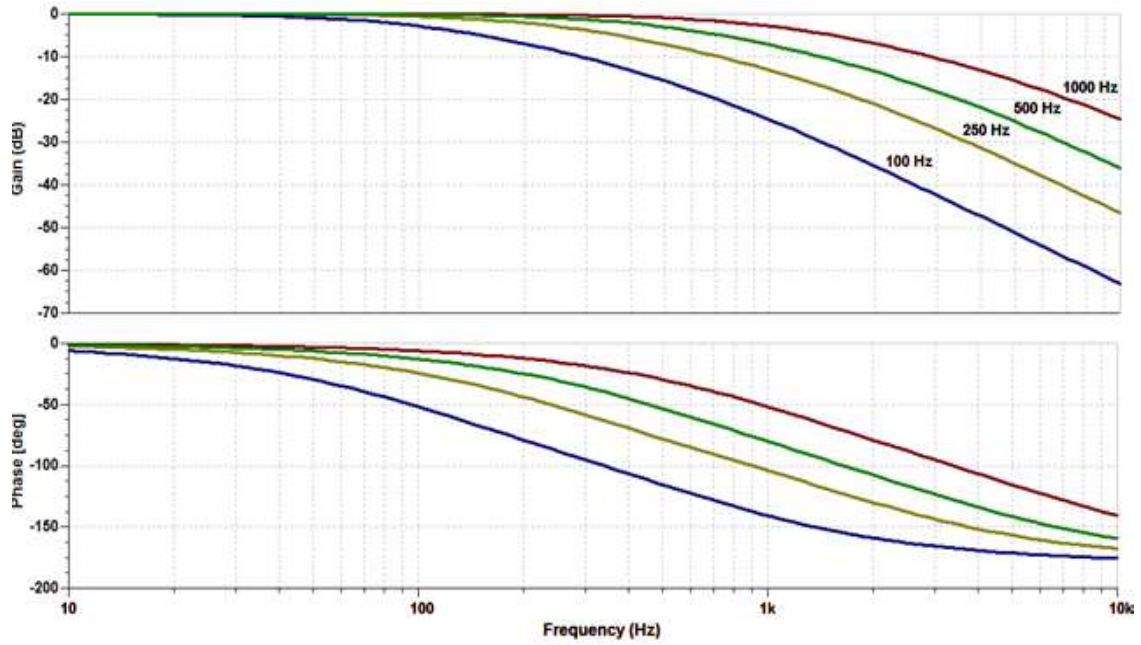
DIMENSIONS



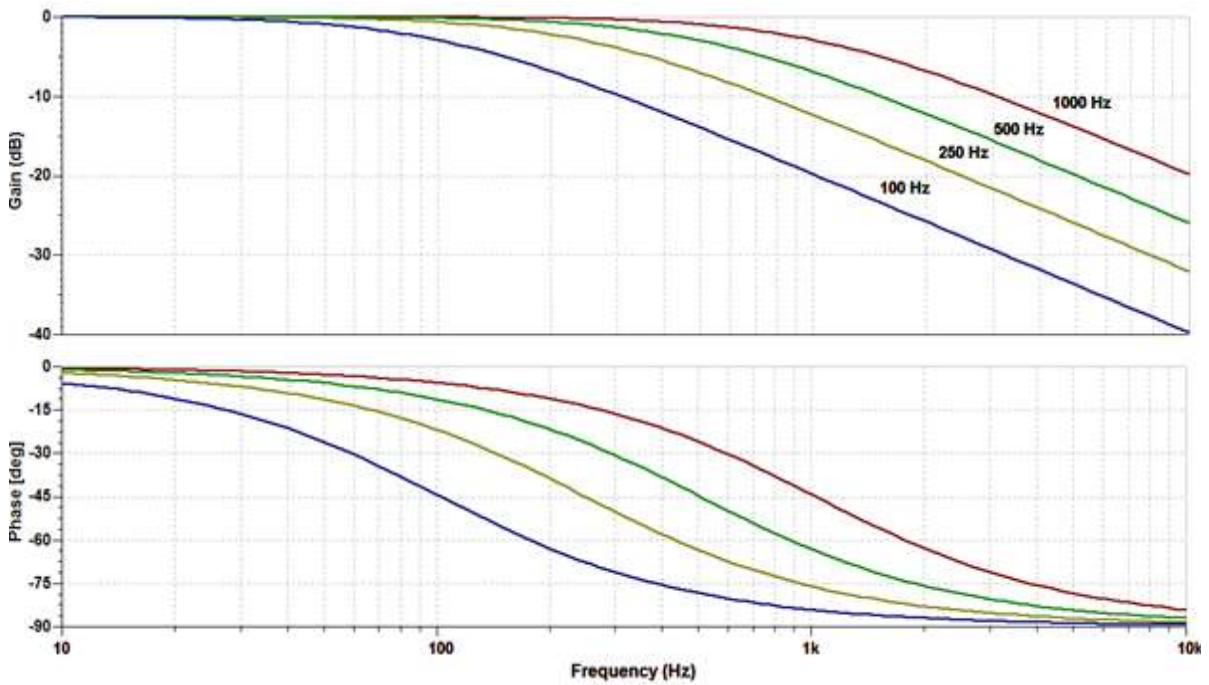
SPECIFICATIONS-ALLMODELS

OUTPUT/ CHANNEL	Output Range	0..3.0 V		
	Supply voltage	12...30 V		
	Measuring Range	± 2 or ± 6 g		
	Sensibility	0.6 V/g (± 2 g range) or 0.2V/g (± 6 g range)		
	Lower frequency limit	0 Hz (DC)		
	Max. Upper 3dB frequency limit	100, 250, 500 or 1000Hz	(1 st or 2 nd order)	
	Non-linearity	± 0.5 % F.S.		
	Residual noise	<50 μ g/ $\sqrt{\text{Hz}}$		
	Transverse sensitivity	< 5 %		
	Destruction limit	± 5000 g		
ENVIRONMENTAL CHARACTERISTICS		<i>Operating</i>	<i>Non-Operating</i>	
	Operating temperature range	- 20...85 °C ⁽¹⁾	-40...85°C(-40..167°F)	
	Temperature coefficient of sensitivity	± 0.01 %/°C		
	Temperature drift of zero point	± 0.5 mg/°C		
	Protection grade	IP67		
MECHANICAL DATA	Weight Without Cable	40gr		
	Case Material	Aluminum (MIL-A-8625 Type I coating)		
	Mounting	3.2 mm diameter holes (4x)		

POSSIBLE FILTER AMPLITUDE RESPONSES

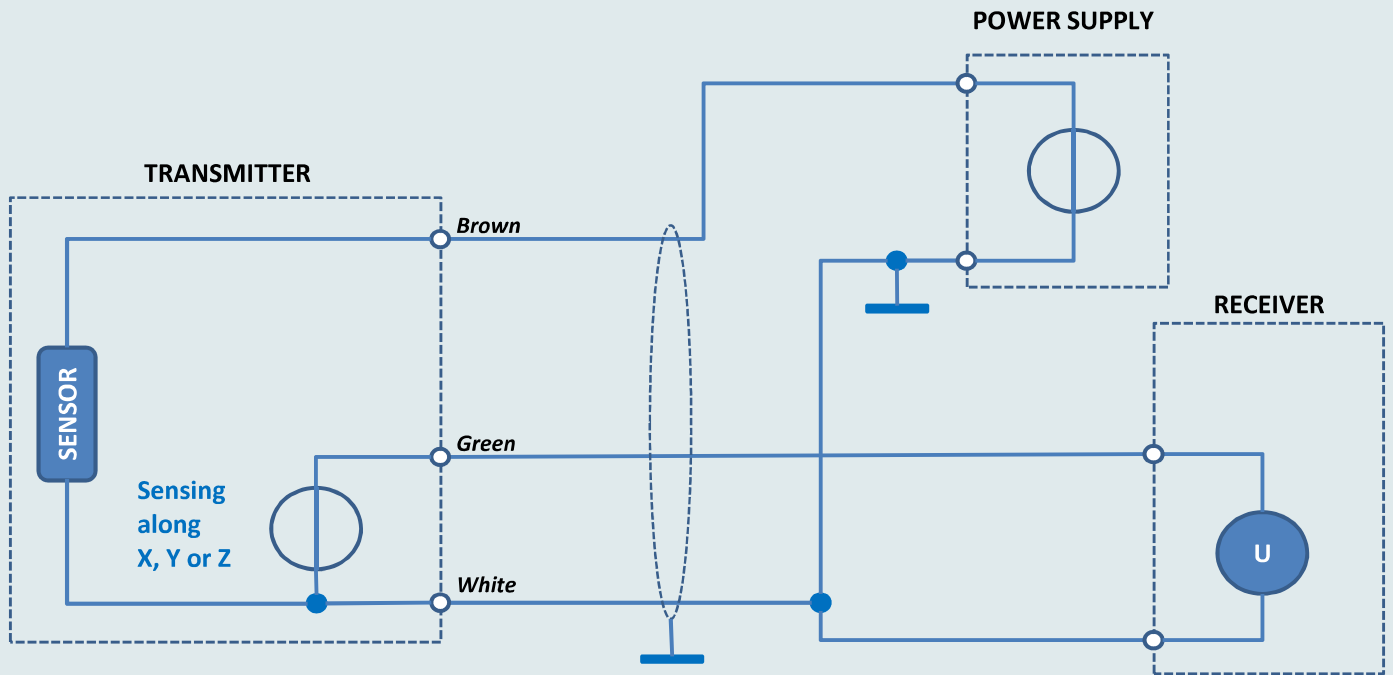


2nd order filters



1st order filters

ELECTRICAL CONNECTIONS



ORDERING INFORMATION

