

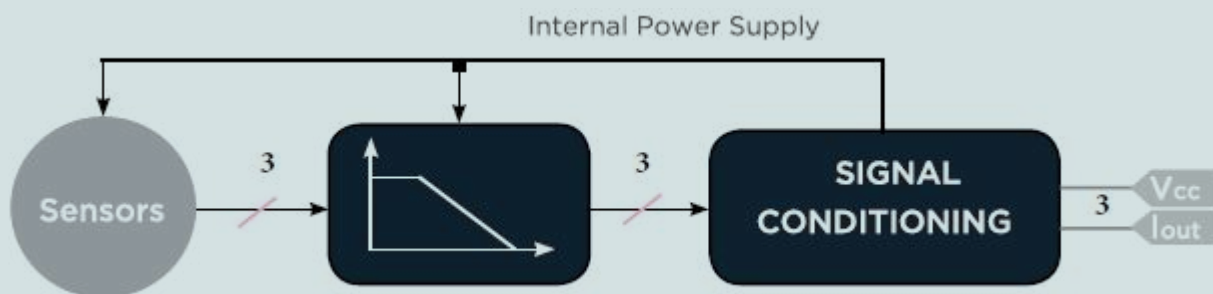
HIGH RESOLUTION ACCELEROMETER (4-20mA)



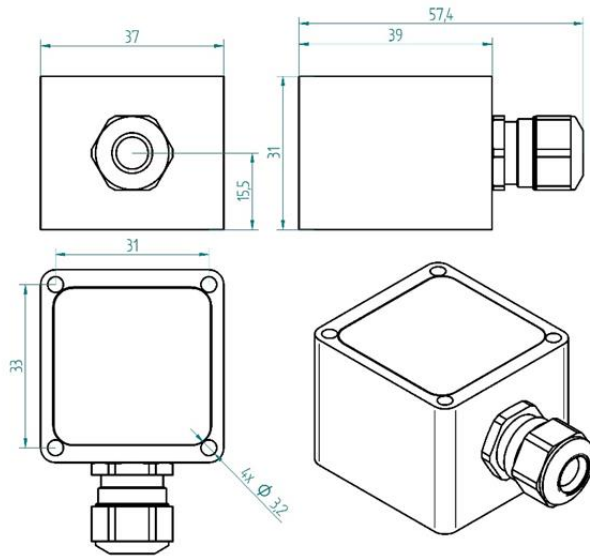
PROPERTIES

- 3-axes, low noise, high resolution
- Suited for direct connection to standard control and measurement equipment, e.g. PLCs or panel meters
- Embedded 4..20mA signal conditioning
- Galvanically Isolated
- Protected against false polarization
- Compact and rugged design
- Protection grade IP67

BLOCK DIAGRAM

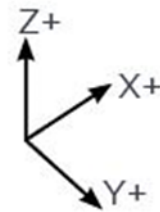


DIMENSIONS - Cable Gland Model

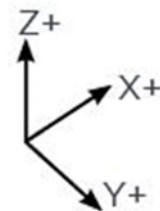
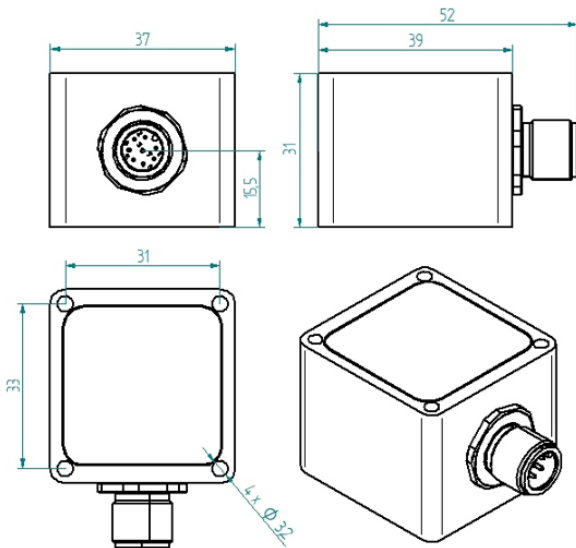


NOTE

When mounted with sensing axis vertical all units will indicate 1g offset due to gravity



DIMENSIONS - M12 Connector Model



MOUNTING ACCESSORIES

See "IAC - Accelerometer Accessories data sheet"

SPECIFICATIONS - ALL MODELS

OUTPUT/CHANNEL	Output Range	4-20mA	
	Supply Voltage	10-30 VDC	
	Lower frequency limit	0 Hz (DC)	
	Non-linearity	± 0.5 % F.S.	
	Sensitivity Error	0.5% typ. - 1 % max.	
	Transverse Sensitivity	2 % typ. - 3 % max.	
	Offset	0.2 % F.S. typ. - 0.5 % F.S. max.	
	Destruction limit	± 5000g	
ENVIRONMENTAL CHARACTERISTICS	Operating temperature Range	Operating -40 to 125°C / -40..185°F	Non-Operating <-55 ; >125°C / <-67 ; >257°F
	Temperature coefficient of sensitivity	± 0.03 %/°C	
	Temperature drift of zero point	± 0.02 % F.S./°C	
	Protection grade	IP67	
MECHANICAL DATA	Weight Without Cable (g)	⁽¹⁾ CG/203, CO/223 - ⁽²⁾ CG/117, CO/137	
	Case Material	Stainless Steel or Aluminium	
	Mounting	3.2 mm diameter holes (4x)	

⁽¹⁾ Stainless Steel Casing Grade (e.g. for offshore/marine environment)

⁽²⁾ Aluminium (MIL-A-8625 Type II coating)

PERFORMANCES - BY MODEL

Range - g	Sensitivity - $\mu\text{A/g}$	Freq. Response (-3dB) - Hz	Noise - $\mu\text{g}/\sqrt{\text{Hz}}$
+/- 2	4000	0 - 400	8
+/- 5	1600	0 - 600	10
+/- 10	800	0 - 1000	13
+/- 25	320	0 - 1500	28
+/- 50	160	0 - 2000	53
+/- 100	80	0 - 2500	100
+/- 200	40	0 - 3000	200
+/- 400	20	0 - 4000	400

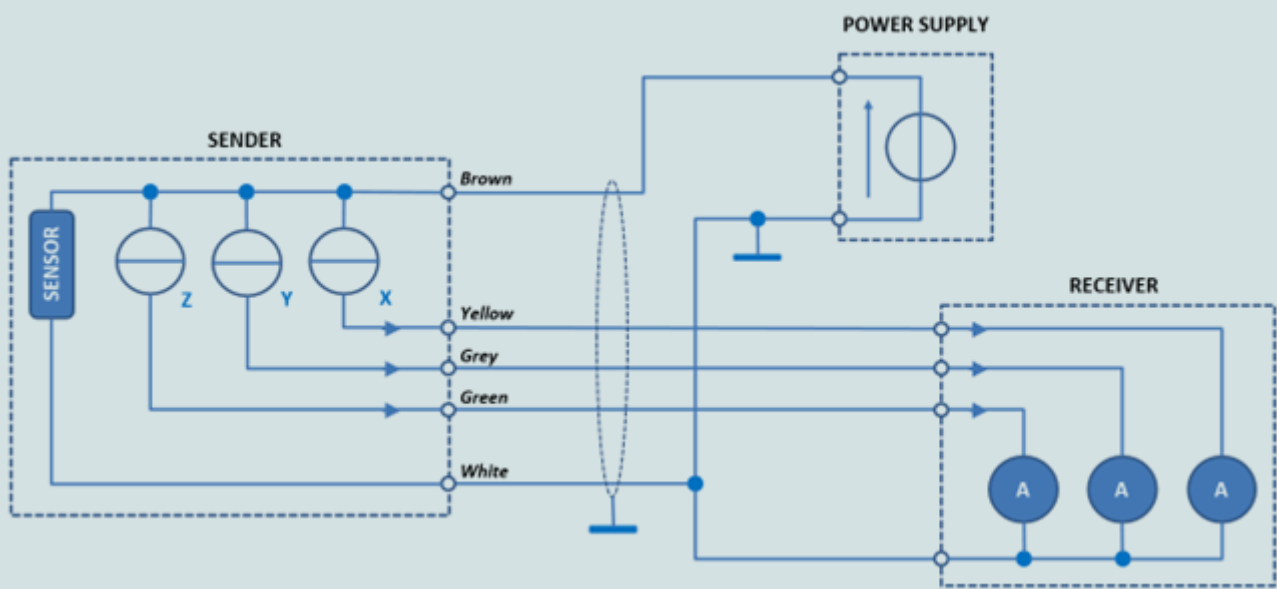
ELECTRICAL CONNECTIONS - Cable Gland Model

Signal X sensing	Signal Y sensing	Signal Z sensing	5 x 0,25 ²
Sensor supply + input	Sensor supply + input	Sensor supply + input	Brown
Sensor supply - input	Sensor supply - input	Sensor supply - input	White
X Axis Out			Yellow
	Y Axis Out		Grey
		Z Axis Out	Green

ELECTRICAL CONNECTIONS - M12 Connector Model

I 03		1	OUT X	4-20mA current output
		2	OUT Y	4-20mA current output
		3	OUT Z	4-20mA current output
		4	+24VDC	Sensor supply + input
		5	0VDC	Sensor supply - input

ELECTRICAL CONNECTIONS



ORDERING INFORMATION

IAC - HiRes - I - 03 - XX - XX - Xg - XXXXHz - X - XX.X m

Cable Connection		Casing		Range	Low Pass Filter Frequencies		Low Pass Filter Orders		Cable Length	
CG	Cable Gland	AL	Aluminium		± 2g	0100	100Hz	1	1st order	Value in meter
CO	M12	SS	Stainless Steel		± 5g	0250	250Hz	2	2nd order	
					± 10g	0500	500Hz			
					± 25g	1000	1000Hz			
					± 50g					
					± 100g					
				± 200g						
				± 400g						