


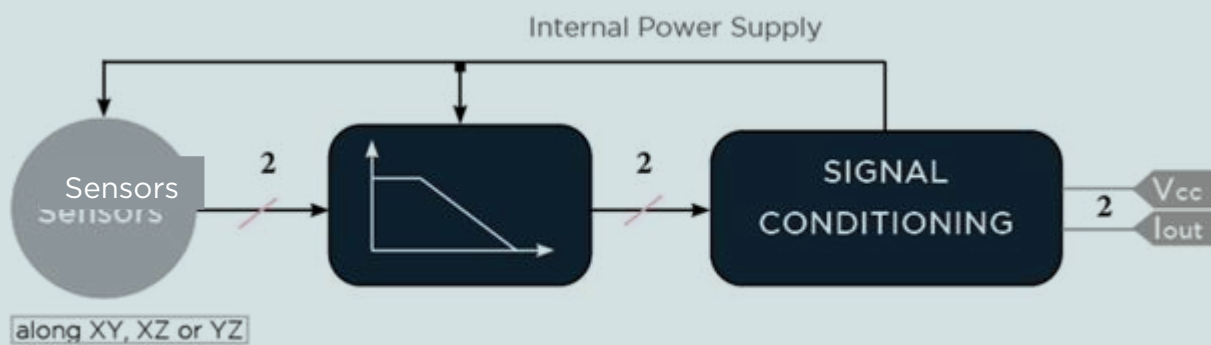
MEDIUM RESOLUTION ACCELEROMETER (4-20 mA)



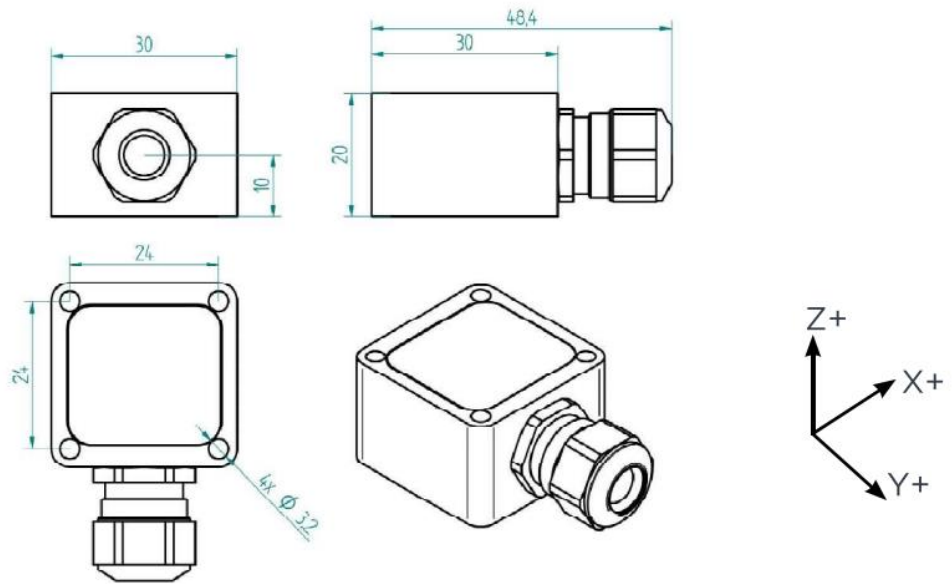
PROPERTIES

- 2 axes
- Suited for direct connection to standard control and measurement equipment
- Embedded 4..20mA signal conditioning
- Galvanically Isolated
- Protected against false polarization
- Compact and rugged design
- Protection grade IP67

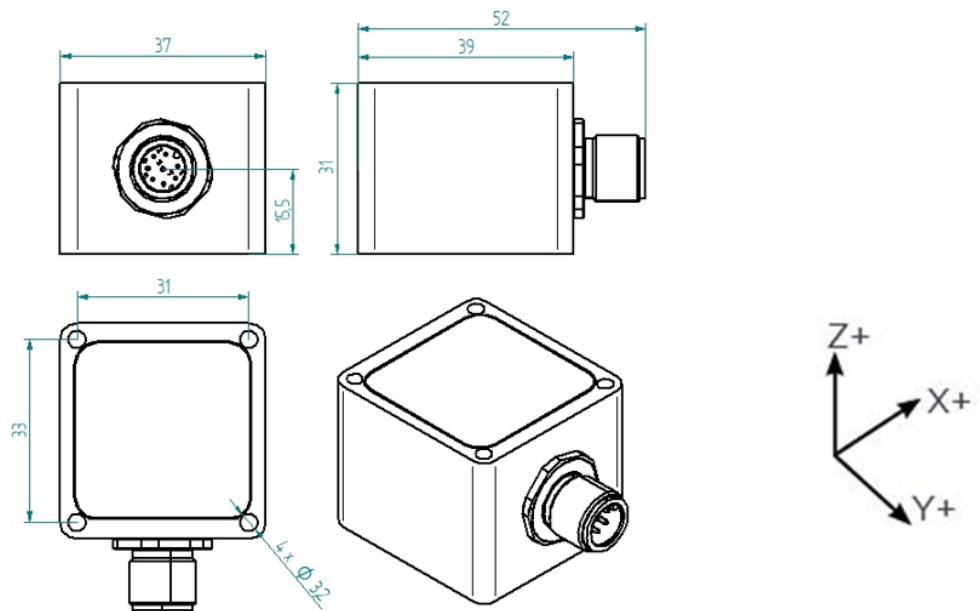
BLOCK DIAGRAM



DIMENSIONS - Cable Gland Model



DIMENSIONS - M12 Connector Model



MOUNTING ACCESSORIES

See " IAC - Accelerometer Accessories data sheet "

SPECIFICATIONS - ALL MODELS

OUTPUT/CHANNEL	Output Range	4-20mA	
	Supply Voltage	12-30 VDC	
	Measuring Range	± 2g or ± 4g or ± 8g	
	Sensitivity	3.53mA/g (±2g), 1.76mA/g (±4g), 0.88mA/g (±8g)	
	Lower frequency limit	0 Hz (DC)	
	Upper 3 dB frequency limit	100, 250, 500 or 1000 Hz (1st and 2nd order)	
	Non-linearity	± 0.5 % F.S.	
	Residual noise (Typical)	24.5 µg/√Hz (±2g)	
	Transverse Sensitivity	< 5%	
	Destruction limit	± 5000g	
ENVIRONMENTAL CHARACTERISTICS	Operating temperature Range	Operating -40..85°C / -40..185°F	Non-Operating <-40 ; >85°C / <-40 ; >185°F
	Temperature coefficient of sensitivity	± 0.02 % /°C	
	Temperature drift of zero point	± 0.1 mg/°C	
	Protection grade	IP67	
MECHANICAL DATA	Weight Without Cable (g)	⁽¹⁾ CG/104, CO/125 - ⁽²⁾ CG/64, CO/84	
	Case Material	Stainless Steel or Aluminium	
	Mounting	3.2 mm diameter holes (4x)	

⁽¹⁾ Stainless Steel Casing AISI316 Grade (e.g. for offshore/marine environment)

⁽²⁾ Aluminum (MIL-A-8625 Type II coating)

All characteristics are subject to modification if product evolution

ELECTRICAL CONNECTIONS - Cable Gland Model

Signal XY sensing	Signal XZ sensing	Signal YZ sensing	4 x 0,25 ²
Sensor supply + input	Sensor supply + input	Sensor supply + input	Brown
Sensor supply - input	Sensor supply - input	Sensor supply - input	White
X Axis Out	X Axis Out	Y Axis Out	Yellow
Y Axis Out	Z Axis Out	Z Axis Out	Green

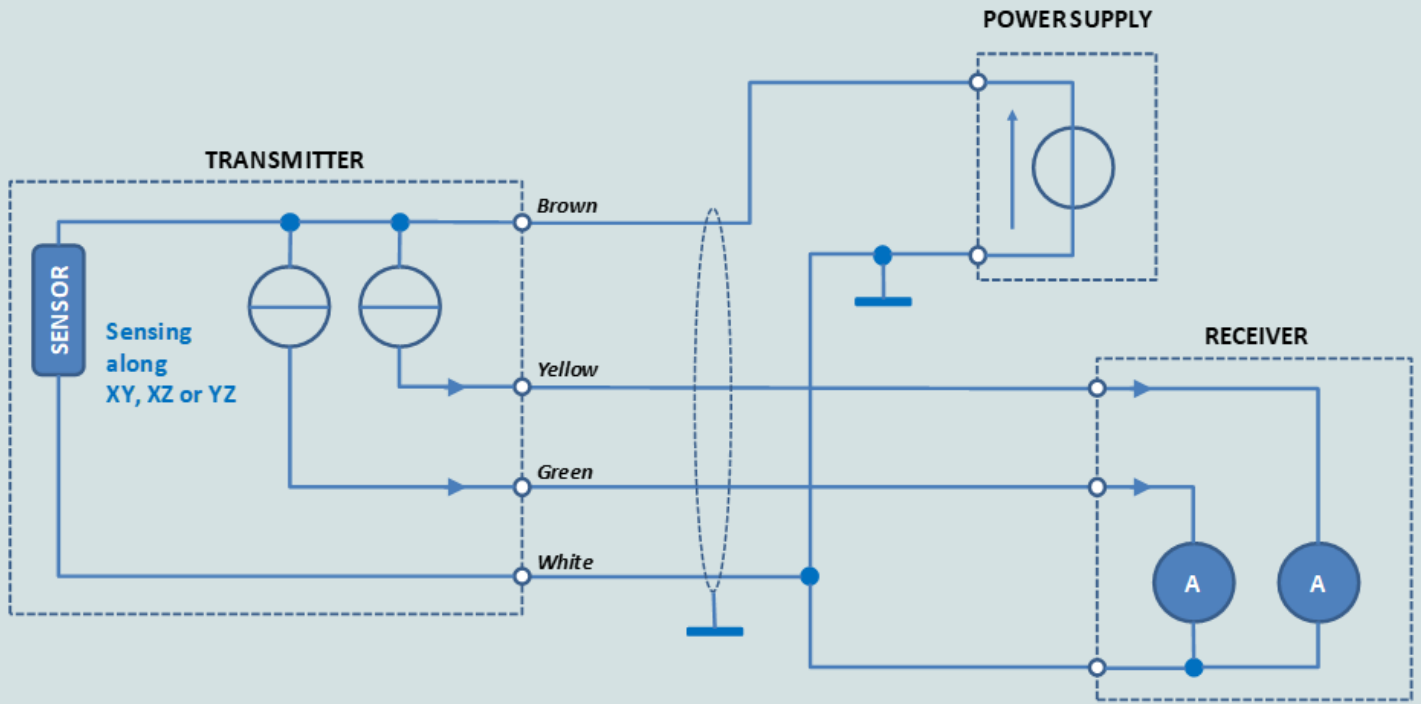
ELECTRICAL CONNECTIONS - M12 Connector Model

I 02		1	OUT 1	4-20mA current output
		2	OUT 2	4-20mA current output
		3	NC	-
		4	+24VDC	Sensor supply + input
		5	OVDC	Sensor supply - input

Selected Axes :

X	OUT 1	X	OUT 1	Y	OUT 1
Y	OUT 2	Z	OUT 2	Z	OUT 2

ELECTRICAL CONNECTIONS



ORDERING INFORMATION

IAC - MR	I	02	AA	XX	XX	Xg	XXXXHz	X	XX.X m	
Sensing Axis		Cable Connection		Casing		Range	Low Pass Filter Frequencies		Low Pass Filter Orders	Cable Length
XY	CG	Cable Gland	AL	Aluminium	± 2g	0100	100Hz	1	1st order	Value in meter
XZ	CO	M12	SS	Stainless Steel	± 4g	0250	250Hz	2	2nd order	
YZ					± 8g	0500	500Hz			
						1000	1000Hz			