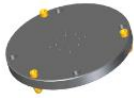









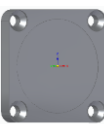

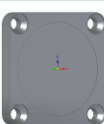

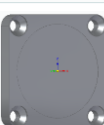

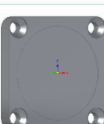















Name	Ref. MMD	Article		Dimension	Suitable For	Description
Seismic Support DIN 45669-2	IAC_MP_DIN			Dia. 160 x 15 mm	All IAC	Heavy metallic disk with 3 feet and 2 handles. Respects the DIN 45669-2 requirements
IAC Magnet Interface_A	IAC_MI_A			23 x 23 x 4 mm	IAC - I - 01	Mechanical interface for installation on a magnetic metallic support Size A
IAC Magnet Interface_B	IAC_MI_B			27 x 27 x 4 mm	IAC - Casing B (see IAC-General)	Mechanical interface for installation on a magnetic metallic support Size B
IAC Magnet Interface_C	IAC_MI_C			30 x 30 x 4 mm	IAC - Casing C (see IAC-General)	Mechanical interface for installation on a magnetic metallic support Size C
IAC Magnet Interface_D	IAC_MI_D			39 x 37 x 4 mm	IAC - Casing D (see IAC-General)	Mechanical interface for installation on a magnetic metallic support Size D
IAC Glueing Interface_A	IAC_GL_A			23 x 23 x 4 mm	IAC - I - 01	Mechanical interface for glued installation on any support Size A
IAC Glueing Interface_B	IAC_GL_B			27 x 27 x 4 mm	IAC - Casing B (see IAC-General)	Mechanical interface for glued installation on any support Size B
IAC Glueing Interface_C	IAC_GL_C			30 x 30 x 4 mm	IAC - Casing C (see IAC-General)	Mechanical interface for glued installation on any support Size C
IAC Glueing Interface_D	IAC_GL_D			39 x 37 x 4 mm	IAC - Casing D (see IAC-General)	Mechanical interface for glued installation on any support Size D

Name	Ref. MMD	Article	Dimension	Suitable For	Description
IAC Threaded Hole Interface_A	IAC_THI_A	 	23 x 23 x 4 mm	IAC - I - 01	Mechanical interface for M5 screwed installation on any support Size A
IAC Threaded Hole Interface_B	IAC_THI_B	 	27 x 27 x 4 mm	IAC - Casing B (see IAC-General)	Mechanical interface for M5 screwed installation on any support Size B
IAC Threaded Hole Interface_C	IAC_THI_C	 	30 x 30 x 4 mm	IAC - Casing C (see IAC-General)	Mechanical interface for M5 screwed installation on any support Size C
IAC Threaded Hole Interface_D	IAC_THI_D	 	39 x 37 x 4 mm	IAC - Casing D (see IAC-General)	Mechanical interface for M5 screwed installation on any support Size D
IAC Threaded Stud Interface_A	IAC_TSI_A	 	23 x 23 x 9 mm	IAC - I - 01	Mechanical interface for M5 bolted installation on any support Size A
IAC Threaded Stud Interface_B	IAC_TSI_B	 	27 x 27 x 9 mm	IAC - Casing B (see IAC-General)	Mechanical interface for M5 bolted installation on any support Size B
IAC Threaded Stud Interface_C	IAC_TSI_C	 	30 x 30 x 9 mm	IAC - Casing C (see IAC-General)	Mechanical interface for M5 bolted installation on any support Size C
IAC Threaded Stud Interface_D	IAC_TSI_D	 	39 x 37 x 9 mm	IAC - Casing D (see IAC-General)	Mechanical interface for M5 bolted installation on any support Size D
IAC Wall Mounting Interface	IAC_WMI	 	100 x 100 x 4 mm	All IAC	Mechanical interface for installation on a flat surface
IAC Pipe Interface_A	IAC_PI_A	 	23 x 23 x 12,4 mm	IAC - I - 01	Mechanical interface for installation with hose clamps on any pipes Size A (clamps not supplied - max 8 mm width)
IAC Pipe Interface_B	IAC_PI_B	 	27 x 27 x 13,7 mm	IAC - Casing B (see IAC-General)	Mechanical interface for installation with hose clamps on any pipes Size B (clamps not supplied - max 8 mm width)
IAC Pipe Interface_C	IAC_PI_C	 	30 x 30 x 14 mm	IAC - Casing C (see IAC-General)	Mechanical interface for installation with hose clamps on any pipes Size C (clamps not supplied - max 8 mm width)
IAC Pipe Interface_D	IAC_PI_D	 	39 x 37 x 14 mm	IAC - Casing D (see IAC-General)	Mechanical interface for installation with hose clamps on any pipes Size D (clamps not supplied - max 8 mm width)

Name	Ref. MMD	Article	Dimension	Suitable For	Description
BNC Split_01 (Combination possible with M12 cables)	BNC_SPLT_01		Main cable length upon request BNC Strand 30 cm Power supply strand 1m	IAC U-01 CM-U-01	Cable splice with main 3 x 0,25 ² and 1 coax with BNC for signal axis + 1 cable 2 x 0,25 ² for power supply
BNC Split_02 (Combination possible with M12 cables)	BNC_SPLT_02		Main cable length upon request BNC Strands 30 cm Power supply strand 1m	IAC U-02 CM-U-02	Cable splice with main 4 x 0,25 ² and 2 coax with BNC for signal axes + 1 cable 2 x 0,25 ² for power supply
BNC Split_03 (Combination possible with M12 cables)	BNC_SPLT_03		Main cable length upon request BNC Strands 30 cm Power supply strand 1m	IAC U-03 CM-U-03	Cable splice with main 5 x 0,25 ² and 3 coax with BNC for signal axes + 1 cable 2 x 0,25 ² for power supply
M12 F - 5C Wired connector	M12_F_ CBL_5C_SH_W		-	All IAC	M12 F - 5C wired with defined IAC cable
M12 F - 5C Connector alone	M12_F_ CBL_5C_SH		-	All IAC	-
M12 M - 5C Wired connector	M12_M_ CBL_5C_SH_W		-	All IAC	M12 M - 5C wired with defined IAC cable
M12 M - 5C Connector alone	M12_M_ CBL_5C_SH		-	All IAC	-
M12 F - 8C Wired connector	M12_F_ CBL_8C_SH_W		-	All IAC	M12 F - 8C wired with defined IAC cable
M12 F - 8C Connector alone	M12_F_ CBL_8C_SH		-	All IAC	-
M12 M - 8C Wired connector	M12_M_ CBL_8C_SH_W		-	All IAC	M12 M - 8C wired with defined IAC cable
M12 M - 8C Connector alone	M12_M_ CBL_8C_SH		-	All IAC	-
M12 Cable equipped with one or two connectors	-		-	All IAC	For this article, just specify the cable length needed and 1 or 2 connectors "Wired" (one side or both sides)