


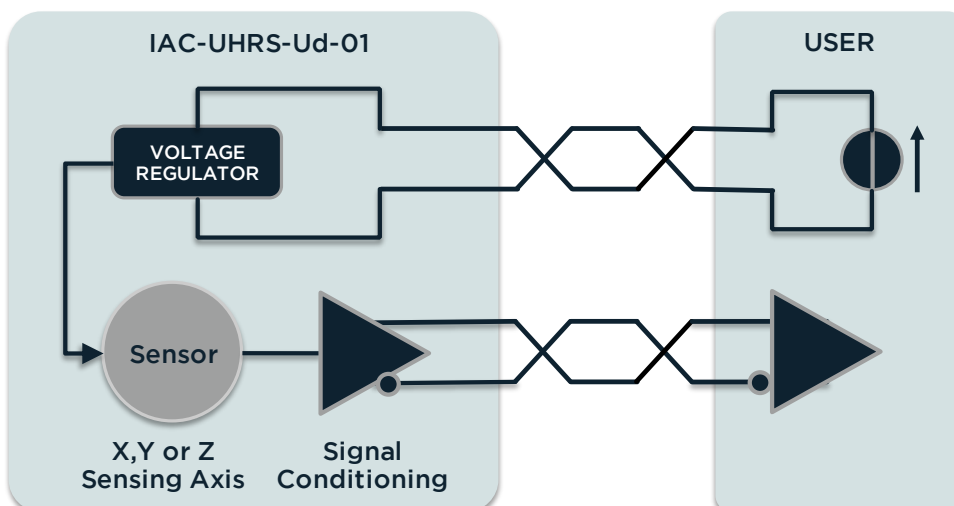
SEISMIC ACCELEROMETER



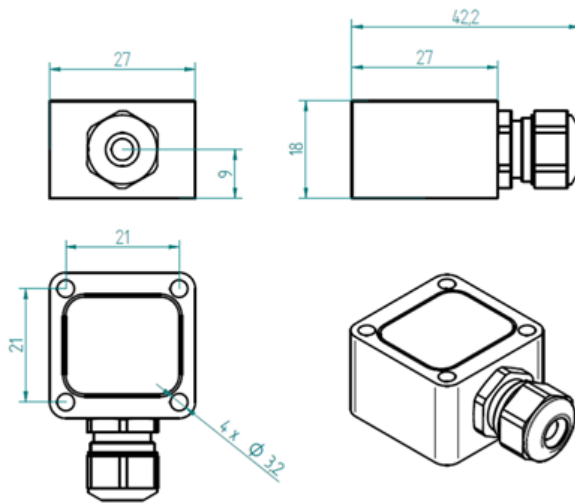
PROPERTIES

- 1-axis
- Background noise as low as $1\mu\text{g}/\sqrt{\text{Hz}}$
- Amplified $\pm 2.7\text{V}$ differential output
- Embedded signal conditioning
- Compact and rugged design
- IP67 ingress protection grade

BLOCK DIAGRAM

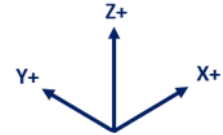


DIMENSIONS - Cable Gland Model

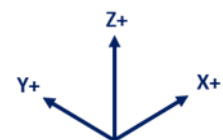
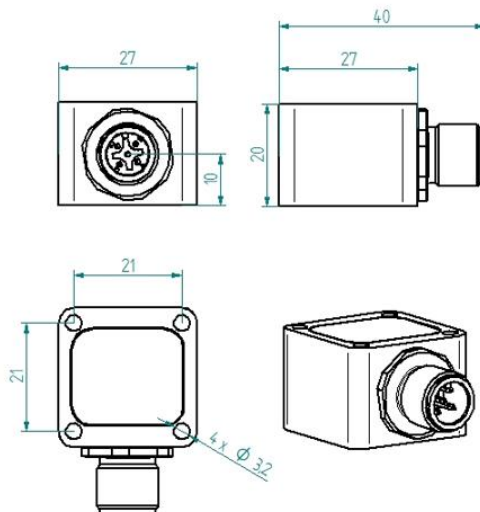


NOTE

When mounted with sensing axis vertical all units will indicate 1g offset due to gravity.



DIMENSIONS - M12 Connector Model



MOUNTING ACCESSORIES

See "IAC - Accelerometer Accessories data sheet"

SPECIFICATIONS - ALL MODELS

OUTPUT/CHANNEL	Output Range	± 2.7V
	Supply Voltage	10-30 VDC
	Lower frequency limit	0 Hz (DC)
	Non-linearity	± 0.5 % typ. - 1.5% max.
	Sensitivity Error	2%
	Transverse Sensitivity	2 % typ. - 3 % max.
	Offset	± 20 mg
	Destruction limit	1000g
ENVIRONMENTAL CHARACTERISTICS	Temperature Range	Operating -40 to 85°C / -40 to 185°F
	Drift of sensitivity	150 ppm/°C
	Drift of zero point	± 0.5 mg/°C
	Ingress protection grade	IP67
MECHANICAL DATA	Weight Without Cable (g)	⁽¹⁾ CG/75, CO/121 - ⁽²⁾ CG/42, CO/87
	Case Material	Stainless Steel or Aluminium
	Mounting	3.2 mm diameter holes (4x)

⁽¹⁾ Stainless Steel Casing AISI316 Grade (e.g. for offshore/marine environment)

⁽²⁾ Aluminium (MIL-A-8625 Type II coating)

PERFORMANCES - BY MODEL

Range - g	Sensitivity - mV/g	Freq. Response (-3dB) - Hz	Noise - µg/√Hz
+/- 3	900	0 - 500	1,0
+/- 5	540	0 - 650	1,5

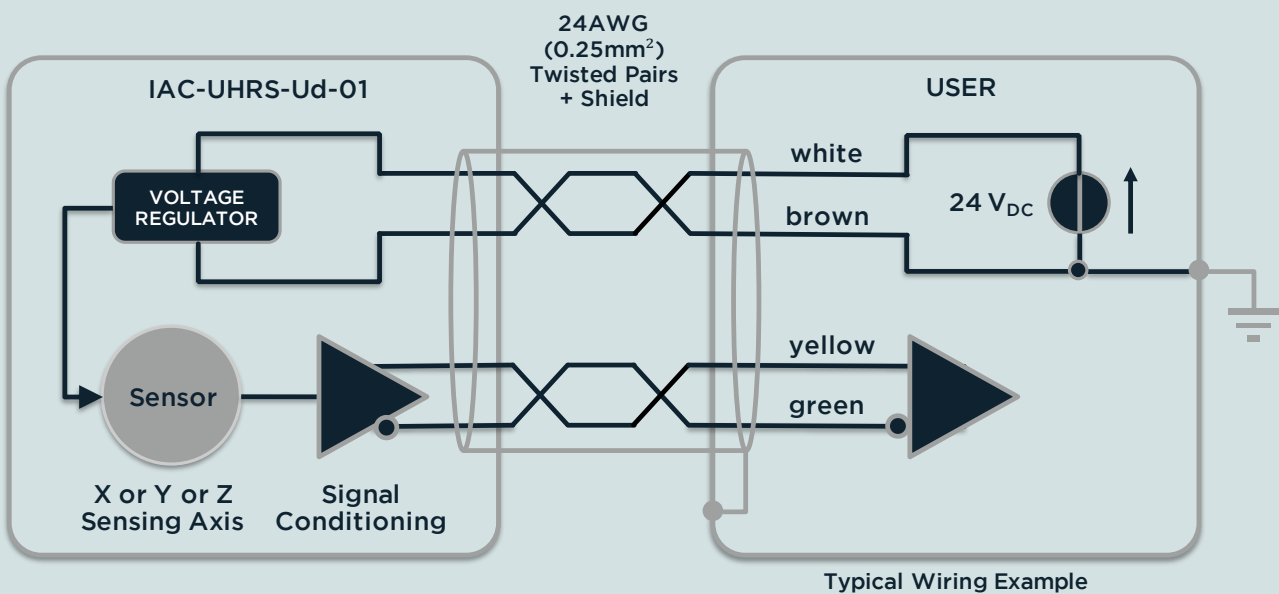
ELECTRICAL CONNECTIONS - Cable Gland Model

Signal X sensing	Signal Y sensing	Signal Z sensing	2 x 2 x 0,25 ²
Sensor supply + input	Sensor supply + input	Sensor supply + input	White
Sensor supply - input	Sensor supply - input	Sensor supply - input	Brown
X Axis +	Y Axis +	Z Axis +	Yellow
X Axis -	Y Axis -	Z Axis -	Green

ELECTRICAL CONNECTIONS - M12 Connector Model

Ud 01		1	+24VDC	Sensor supply + input
		2	NC	-
		3	NC	-
		4	NC	-
		5	NC	-
		6	OUT -	- Voltage differential output
		7	OUT +	+ Voltage differential output
		8	OVDC	Sensor supply - input

ELECTRICAL CONNECTIONS



ORDERING INFORMATION

IAC - UHRS - Ud - 01 - A - XX - XX - Xg - XX.X m

Sensing Axis	Cable Connection		Casing		Range	Cable Length
X	CG	Cable Gland	AL	Aluminium	± 3g	Value in meter
Y	CO	M12	SS	Stainless Steel	± 5g	
Z						