


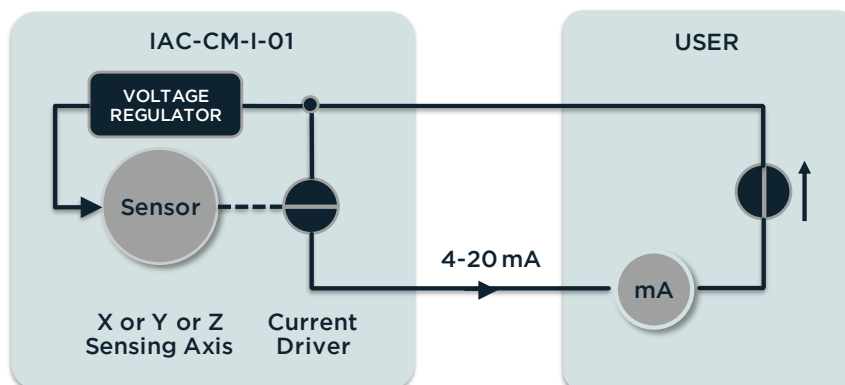
ACCELEROMETER FOR CONDITION MONITORING



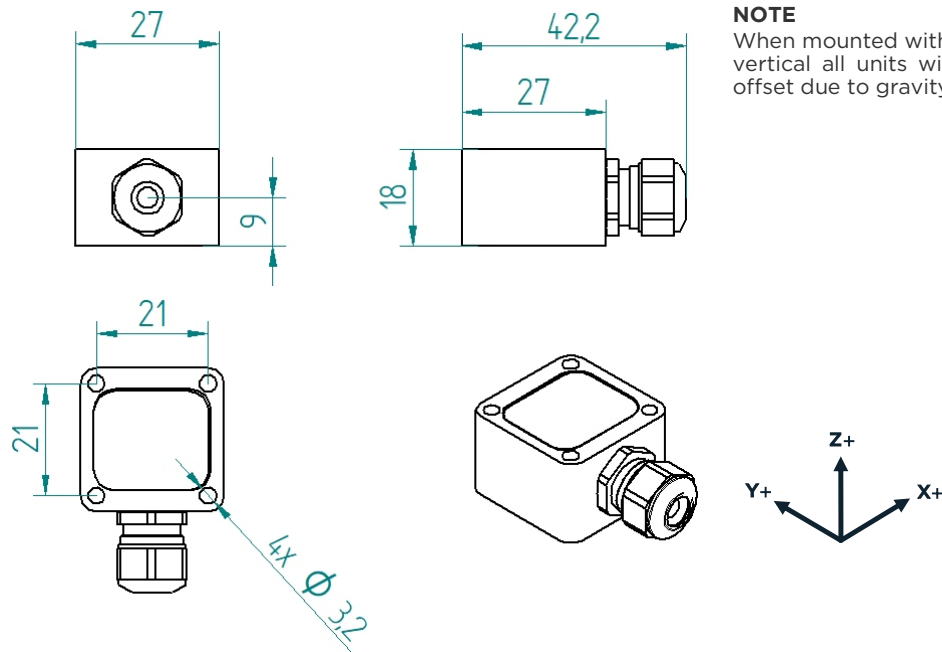
PROPERTIES

- 1-axis
- Wide bandwidth (0 -24kHz)
- Embedded 4 - 20mA signal conditioning
- Self-powered current loop
- Galvanically isolated
- Protected against false polarization
- Compact and rugged design
- IP67 ingress protection grade

BLOCK DIAGRAM



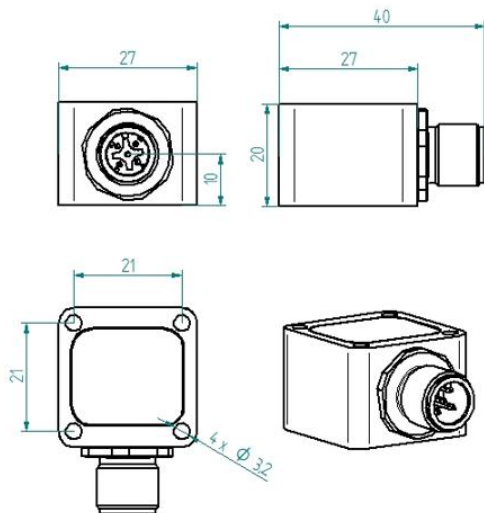
DIMENSIONS - Cable Gland Model



NOTE

When mounted with sensing axis vertical all units will indicate 1g offset due to gravity

DIMENSIONS - M12 Connector Model



MOUNTING ACCESSORIES

See "IAC - Accelerometer Accessories data sheet"

SPECIFICATIONS - All Models

OUTPUT/CHANNEL	Output Range	4-20mA
	Supply Voltage	12-30V
	Bandwidth (-3dB)	0-24kHz
	Non-linearity	0.5% F.S. typ. - 1.5% F.S. max.
	Sensitivity Error	2%
	Transverse Sensitivity	2% typ. - 5% max.
	Offset dispersion	±1g typ. - ±2g max.
	Destruction limit	1000g
ENVIRONMENTAL CHARACTERISTICS	Temperature Range	Operating -40 to 85°C / -40 to 185°F
	Sensitivity drift	±500ppm/°C
	Offset drift	±50mg/°C
	Ingress protection grade	IP67
MECHANICAL DATA	Weight Without Cable (g)	⁽¹⁾ CG/75, CO/102 - ⁽²⁾ CG/42, CO/68
	Case Material ⁽¹⁾	Stainless Steel or Aluminium
	Mounting	3.2mm diameter holes (4x)

⁽¹⁾ Stainless Steel Casing AISI316 Grade (e.g. for offshore/marine environment)

⁽²⁾ Aluminium (MIL-A-8625 Type II coating)


PERFORMANCES - By Model

Range (g)	Sensitivity (mA/g)	Freq. Response (-3dB) - kHz	Noise (µg/√Hz)
+/- 25	0,257	0 - 10	40
+/- 50	0,128	0 - 10	40
+/- 100	0,064	0 - 10	45
+/- 200	0,032	0 - 15	70
+/- 500	0,0128	0 - 24	150

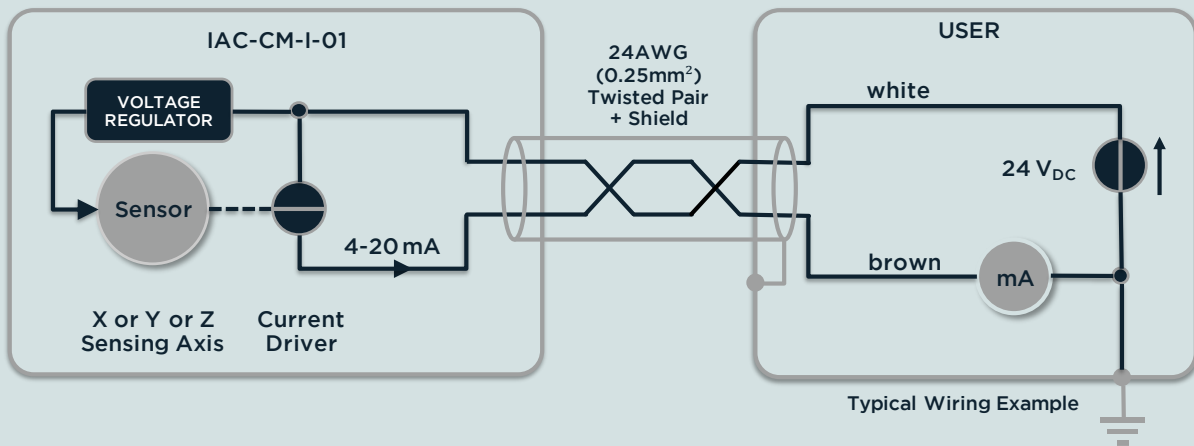
ELECTRICAL CONNECTIONS - Cable Gland Model

Signal X sensing	Signal Y sensing	Signal Z sensing	2 x 0,25 ²
Sensor supply + input	Sensor supply + input	Sensor supply + input	White
X Axis Out	Y Axis Out	Z Axis Out	Brown

ELECTRICAL CONNECTIONS - M12 Connector Model

I 01		1	OUT	4-20mA current output
		2	NC	-
		3	NC	-
		4	+24VDC	Sensor supply + input
		5	NC	-

ELECTRICAL CONNECTIONS



ORDERING INFORMATION

IAC - CM - **I** - **01** - **A** - **XX** - **Xg** - **XX** - **XX.X m**

Sensing Axis	Cable Connection		Range	Casing		Cable Length
X	CG	Cable Gland	± 25g	AL	Aluminium	Value in meter
Y	CO	M12	± 50g	SS	Stainless Steel	
Z			± 100g			
			± 200g			
			± 500g			