


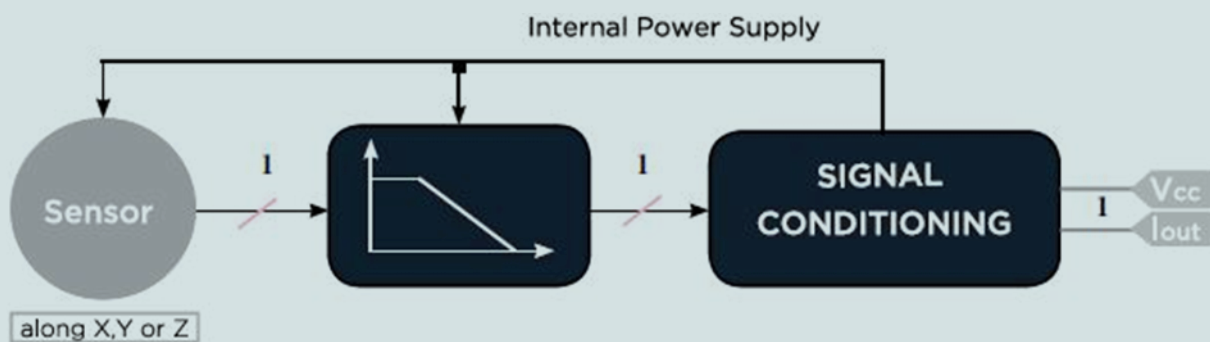
ROBUST ACCELEROMETER (4-20 mA)



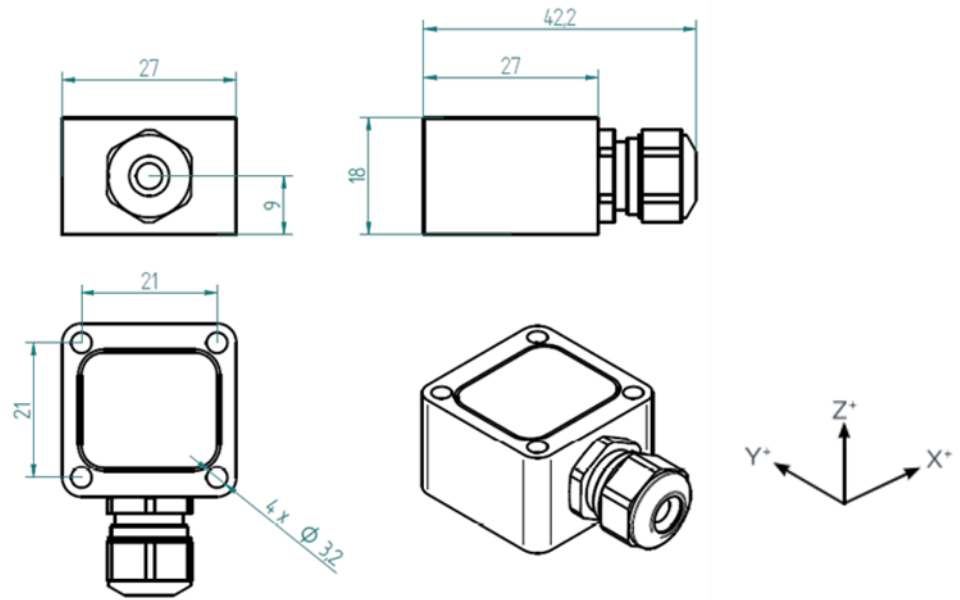
PROPERTIES

- 1 Axis
- Suited for direct connection to standard control and measurement equipment, e.g. PLCs or panel meters
- Embedded 4..20mA signal conditioning
- Galvanically Isolated
- Protected against false polarization
- Compact and rugged design
- Protection grade IP67

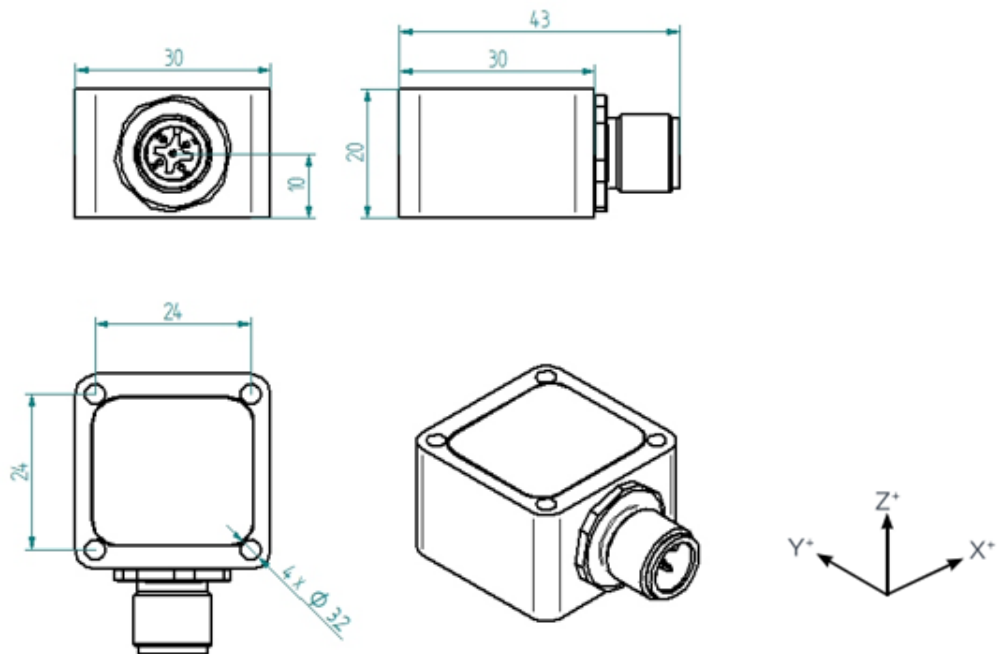
BLOCK DIAGRAM



DIMENSIONS - Cable Gland Model



DIMENSIONS - M12 Connector Model



MOUNTING ACCESSORIES

See " IAC - Accelerometer Accessories data sheet "

SPECIFICATIONS - All Models

OUTPUT/CHANNEL	Output Range	4-20mA
	Supply Voltage	12-30 VDC
	Measuring Range	± 2g or ± 6 g
	Sensitivity	3.20mA/g (±2g range) or 1.07mA/g (±6g range)
	Lower frequency limit	0 Hz (DC)
	Upper 3 dB frequency limit	100, 250, 500 or 1000 Hz (1st and 2nd order)
	Non-linearity	± 0.5 % F.S.
	Residual noise	< 50 µg/√Hz
	Transverse Sensitivity	< 5%
	Destruction limit	± 5000g
ENVIRONMENTAL CHARACTERISTICS	Temperature Range	Operating -40 to 85°C / -40 to 185°F
	Temperature coefficient of sensitivity	± 0.01 % /°C
	Temperature drift of zero point	± 0.05 mg/°C
	Protection grade	IP67
MECHANICAL DATA	Weight Without Cable (g)	⁽¹⁾ CG/75, CO/118 - ⁽²⁾ CG/42, CO/77
	Case Material	Stainless Steel or Aluminium
	Mounting	3.2 mm diameter holes (4x)

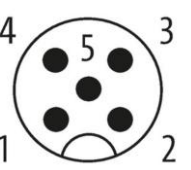
⁽¹⁾ Stainless Steel Casing AISI316 Grade (e.g. for offshore/marine environment)

⁽²⁾ Aluminum (MIL-A-8625 Type II coating)

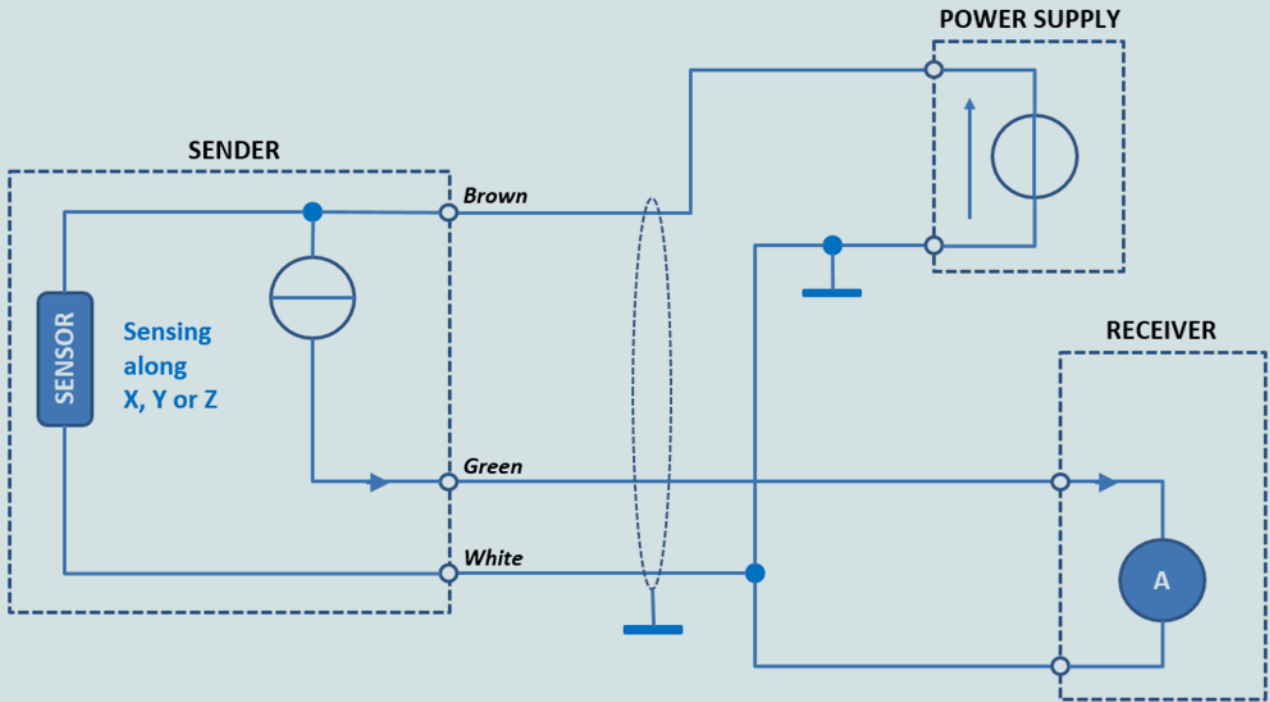
ELECTRICAL CONNECTIONS - Cable Gland Model

Signal X sensing	Signal Y sensing	Signal Z sensing	3 x 0,25 ²
Sensor supply + input	Sensor supply + input	Sensor supply + input	Brown
Sensor supply - input	Sensor supply - input	Sensor supply - input	White
X Axis Out			Green
	Y Axis Out		Green
		Z Axis Out	Green

ELECTRICAL CONNECTIONS - M12 Connector Model

I 01		1	OUT	4-20mA current output
		2	NC	-
		3	NC	-
		4	+24VDC	Sensor supply + input
		5	OVDC	Sensor supply - input

ELECTRICAL CONNECTIONS



ORDERING INFORMATION

IAC	I	01	A	XX	XX	Xg	XXXXHz	X	XX.X m	
Sensing Axis		Cable Connection		Casing		Range	Low Pass Filter Frequencies		Low Pass Filter Orders	Cable Length
X	CG	Cable Gland	AL	Aluminium	± 2g	0100	100Hz	1	1st order	Value in meter
Y	CO	M12	SS	Stainless Steel	± 6g	0250	250Hz	2	2nd order	
Z						0500	500Hz			
							1000	1000Hz		